


## Account Registration

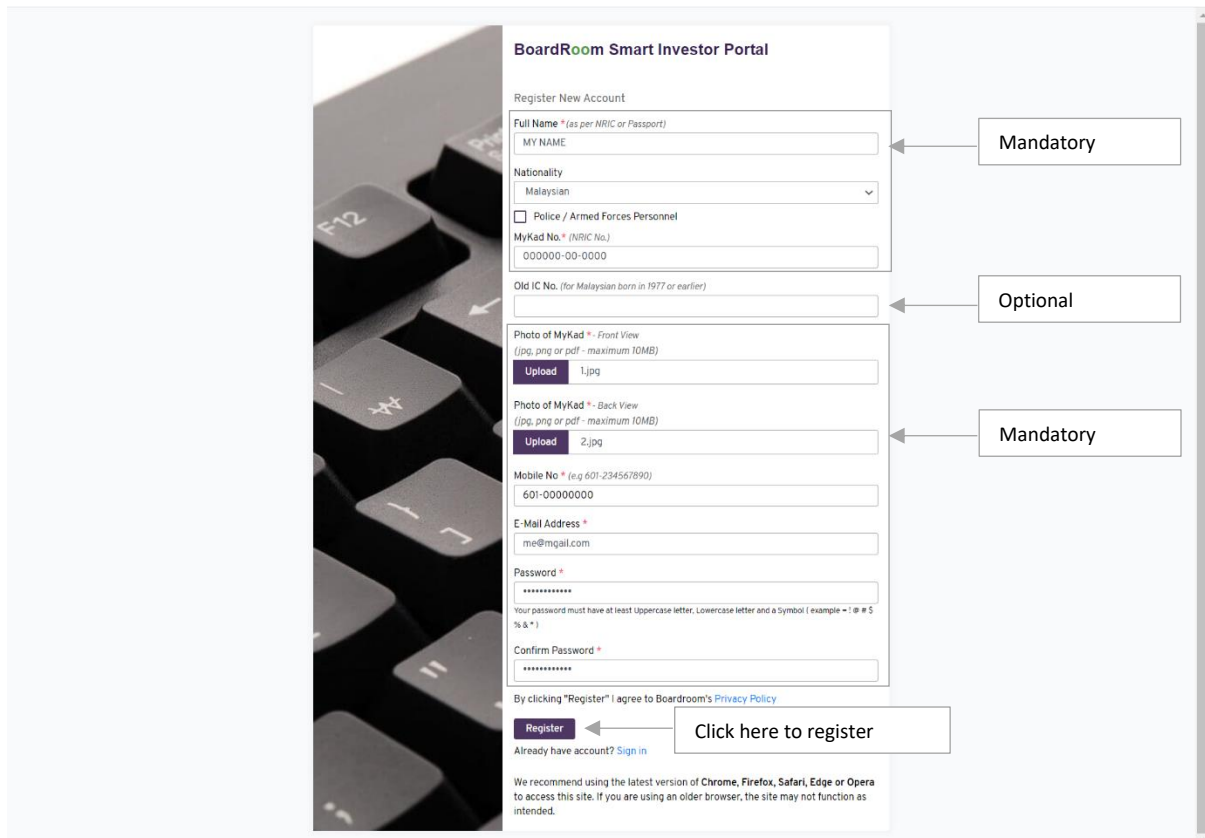
1. Navigate to <https://investor.boardroomlimited.com/> and click “Register”.



2. Click “in Malaysia” to register for Boardroom Malaysia account.



3. Enter your information and upload your identification document then click “Register”.



**BoardRoom Smart Investor Portal**

Register New Account

Full Name \* (as per NRIC or Passport)  
MY NAME

Nationality  
Malaysian

Police / Armed Forces Personnel

MyKad No.\* (NRIC No.)  
000000-00-0000

Old IC No. (for Malaysian born in 1977 or earlier)

Photo of MyKad \* - Front View  
(jpg, png or pdf - maximum 10MB)  
Upload 1.jpg

Photo of MyKad \* - Back View  
(jpg, png or pdf - maximum 10MB)  
Upload 2.jpg

Mobile No \* (e.g 601-234567890)  
601-00000000

E-Mail Address \*  
me@gmail.com

Password \*  
\*\*\*\*\*  
Your password must have at least Uppercase letter, Lowercase letter and a Symbol ( example - 1 @ # 5 % & \* )

Confirm Password \*  
\*\*\*\*\*

By clicking "Register" I agree to Boardroom's [Privacy Policy](#)

Register

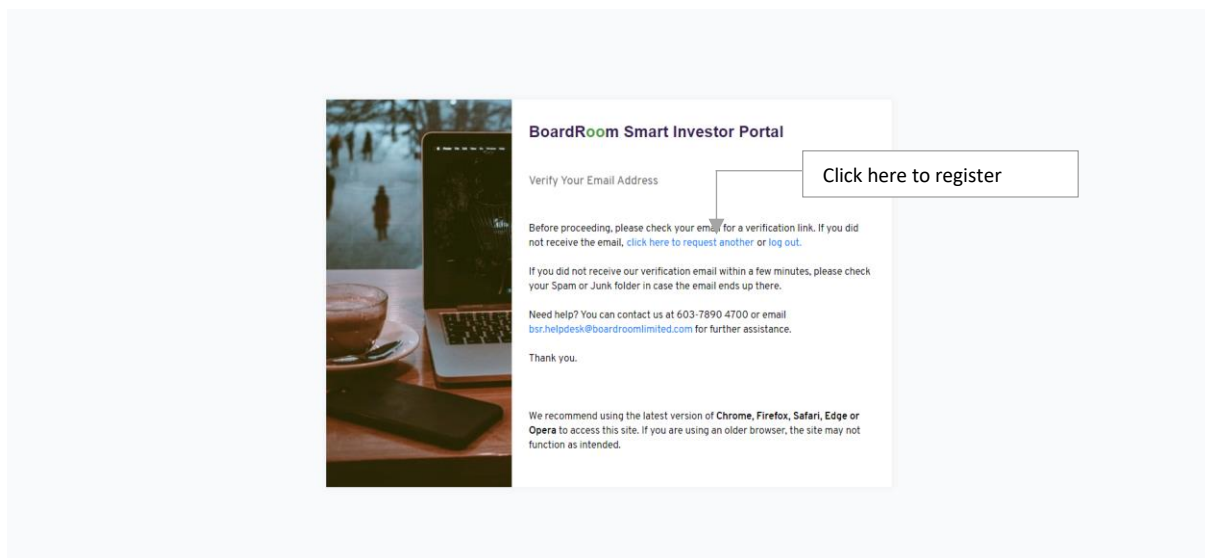
Already have account? [Sign in](#)

Click here to register

We recommend using the latest version of **Chrome, Firefox, Safari, Edge or Opera** to access this site. If you are using an older browser, the site may not function as intended.

Callouts: Mandatory, Optional, Mandatory

3. Upon register, you will receive and email for verification and redirected to this page. If email is not received, click request another. Do check both your inbox and spam.



**BoardRoom Smart Investor Portal**

Verify Your Email Address

Click here to register

Before proceeding, please check your email for a verification link. If you did not receive the email, [click here to request another](#) or [log out](#).


If you did not receive our verification email within a few minutes, please check your Spam or Junk folder in case the email ends up there.

Need help? You can contact us at 603-7890 4700 or email [bsr.helpdesk@boardroomlimited.com](mailto:bsr.helpdesk@boardroomlimited.com) for further assistance.

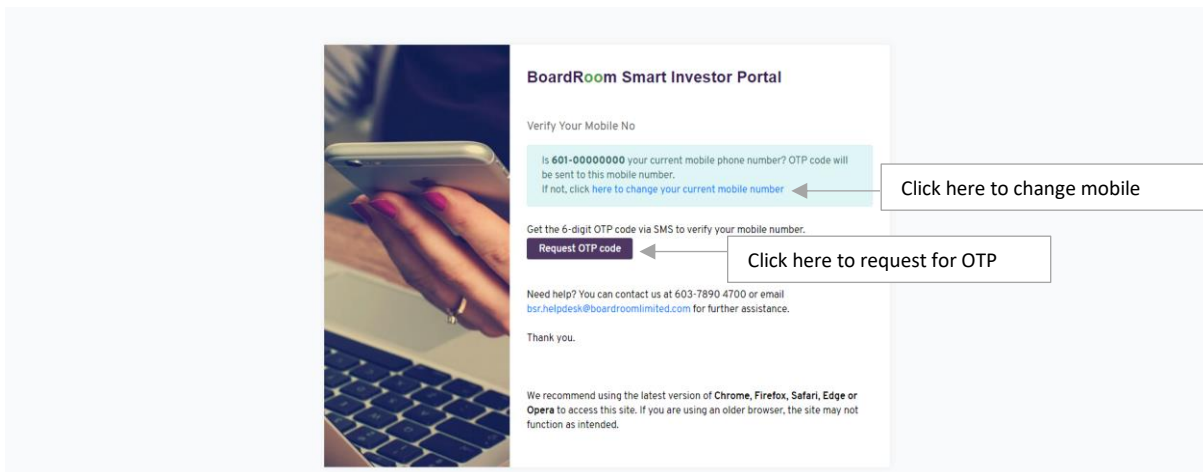
Thank you.

We recommend using the latest version of **Chrome, Firefox, Safari, Edge or Opera** to access this site. If you are using an older browser, the site may not function as intended.

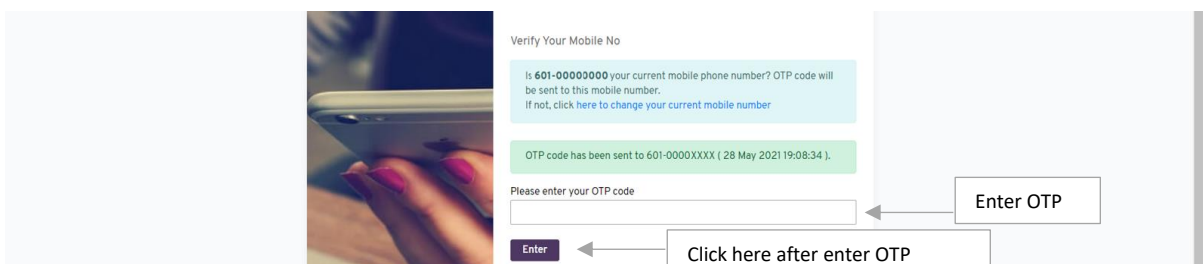
4. Check your email for the below notification. Click “Verify email address”.



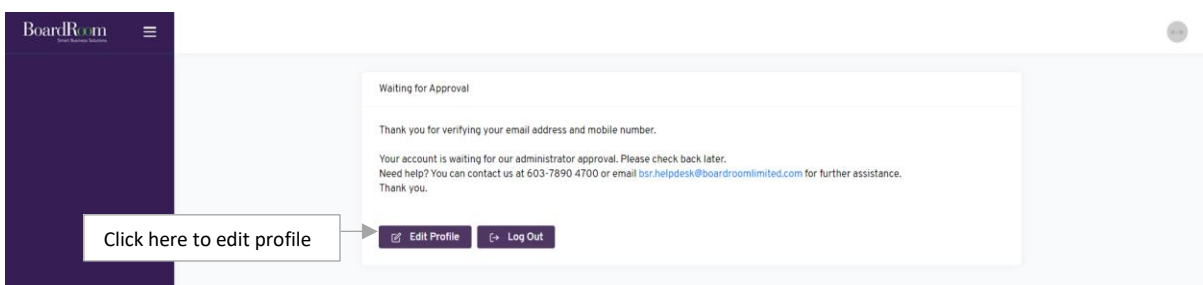
5. You will be redirected to verify your mobile no. Check if you have the correct mobile number, then request OTP code to proceed.



5. Enter you OTP number and click “Enter”.



6. You had successfully verified your account. Wait for approval from administration. In the meantime, you may edit your profile to update your information.




7. You will receive an email as below after your account had been approved.

Your Account Has been Approved

BoardRoom Smart Investor MY <donotreply@boardroomlimited.my>  
Fri 5/21/2021 9:09 AM  
To: [REDACTED]

[CAUTION: This email originated from outside BoardRoom. Do not click links or open attachments unless you recognise the sender and know the content is safe.]



Please be informed that your registration with [Boardroom Smart Investor Portal](#) has been approved.

Kindly login with your e-mail address by clicking [here](#) to access the following services and proceed to apply to access respective counter before the closing date of registration :-

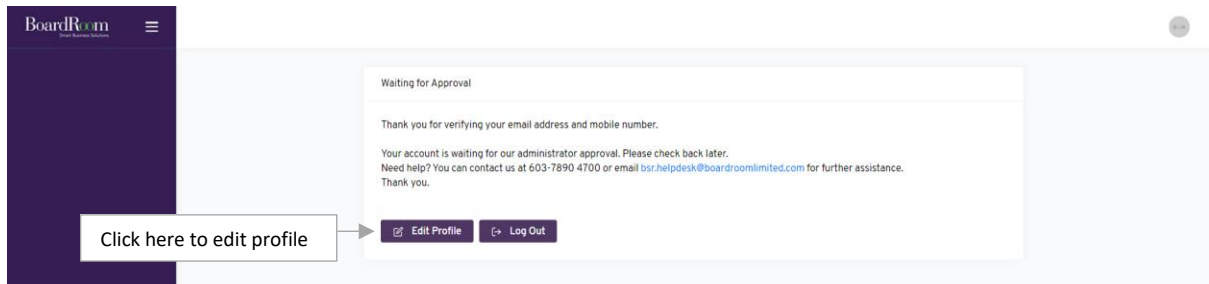
- E-proxy Lodgement
- Registration for Virtual Meeting
- And other services

Should you require any clarification in relation to [Boardroom Smart Investor Portal](#), please contact us at 603-7890 4700 or email [bsr.helpdesk@boardroomlimited.com](mailto:bsr.helpdesk@boardroomlimited.com) for further assistance.

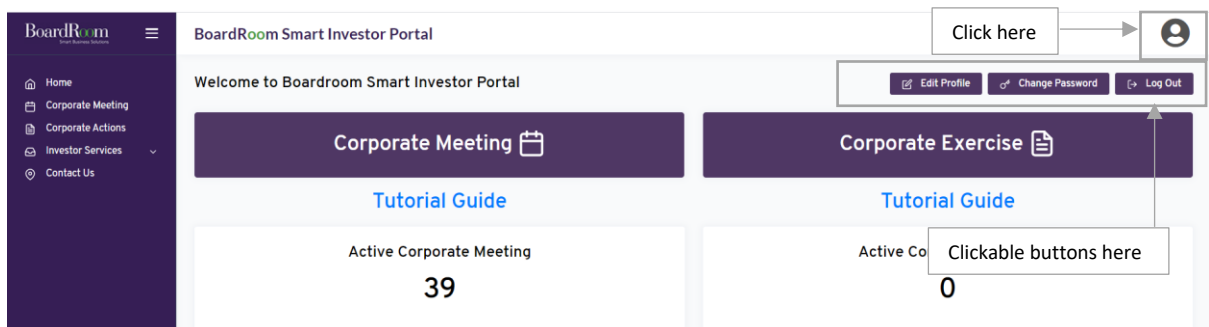
## Edit Profile

### Update user information

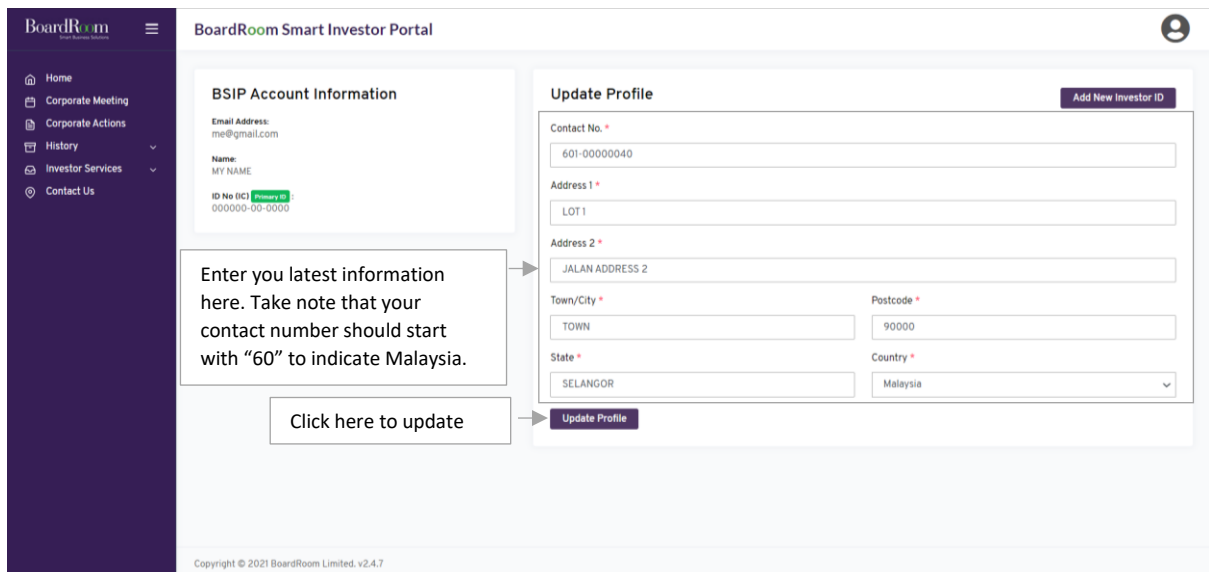
1. If your profile is awaiting approval, you can still update your profile by clicking the “Edit Profile” at the homepage.



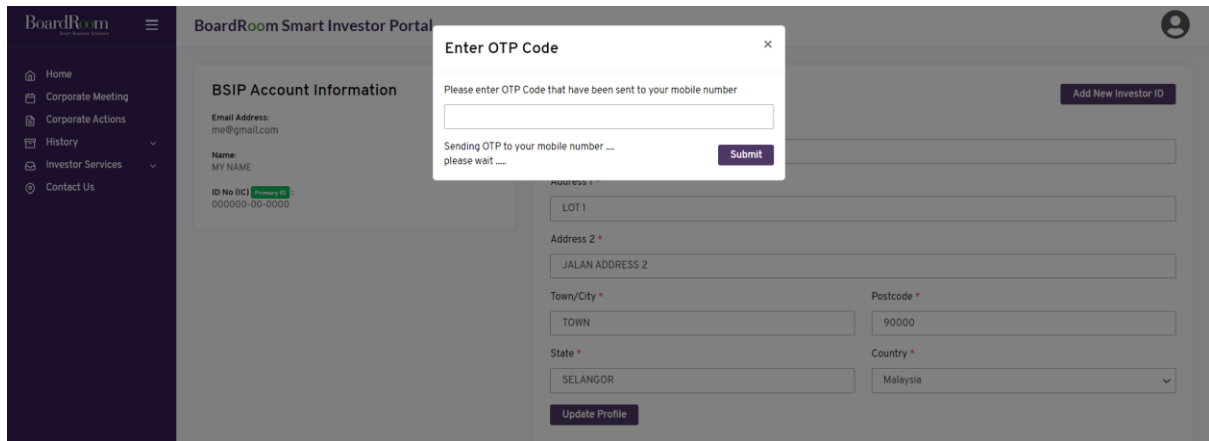
2. For approved user, click at the profile head to show user configuration settings or click on the buttons located below the profile head to change user configuration settings.



3. Click “Edit Profile” to go to the below page.



4. You need to key in you OTP code to perform the change.



## Add New Investor ID

1. You can have a secondary id by adding other type of identification such as Old IC, MyKad/MyTentera No, Police/Armed Force ID No, MyPR No, Passport No.

The screenshot shows the BoardRoom Smart Investor Portal interface. On the left is a navigation menu with options: Home, Corporate Meeting, Corporate Actions, History, Investor Services, and Contact Us. The main content area is divided into two sections: 'BSIP Account Information' and 'Update Profile'. The 'BSIP Account Information' section displays the user's email address (me@gmail.com), name (MY NAME), and ID No (IC) (000000-00-0000). The 'Update Profile' section contains several input fields: Contact No. (601-00000040), Address 1 (LOT1), Address 2 (JALAN ADDRESS 2), Town/City (TOWN), Postcode (90000), State (SELANGOR), and Country (Malaysia). A callout box labeled 'Click here' points to the 'Add New Investor ID' button located at the top right of the 'Update Profile' section.

2. Select the type of identification, enter your identification number and upload the front and back of your identification document. Click "Add".

The screenshot shows the 'Add Investor ID' modal form overlaid on the 'Update Profile' section. The modal has a title 'Add Investor ID' and a close button (X). It contains a 'Select ID Type' dropdown menu with 'Old IC' selected. Below this are two input fields for 'Old IC No. (for Malaysian born in 1977 or earlier)'. Each input field has an 'Upload' button and an 'Upload Image' label. At the bottom of the modal, there is an 'Add' button. A callout box labeled 'Input your information' points to the 'Old IC No.' input fields, and another callout box labeled 'Then Click here' points to the 'Add' button.

3. You will see the status for the newly added investor ID as below.

The screenshot shows the BoardRoom Smart Investor Portal interface after a new investor ID has been added. The 'Update Profile' section now includes a new entry: '1. Old IC (ID Pending Approval)' with a yellow warning icon and a 'Re-upload Attachment' button. Below this entry is an input field containing the number 'A22222222'. The 'Contact No.' field still shows '601 000000' and the 'Address 1' field is empty. A callout box labeled 'New Investor ID' points to the newly added entry.